VB16
ESC 1:50

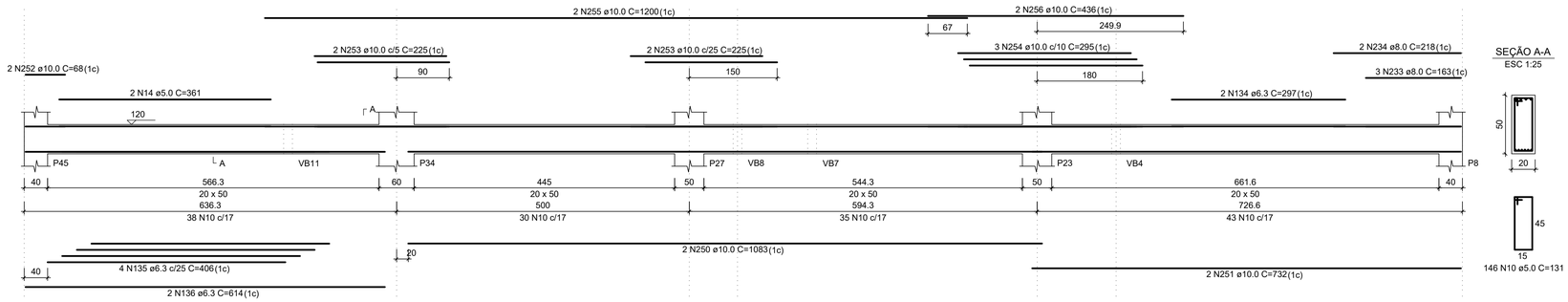

SEÇÃO A-A
ESC 1:25

VB38
ESC 1:50

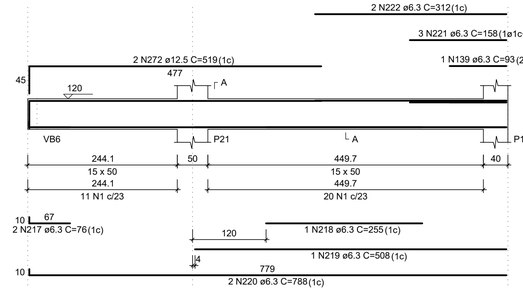

SEÇÃO A-A
ESC 1:25

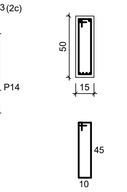

VB17
ESC 1:50

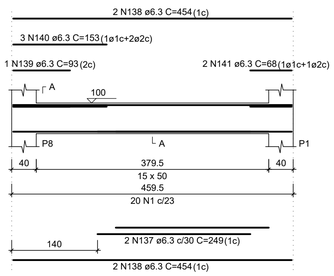

SEÇÃO A-A
ESC 1:25

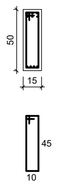

VB18
ESC 1:50

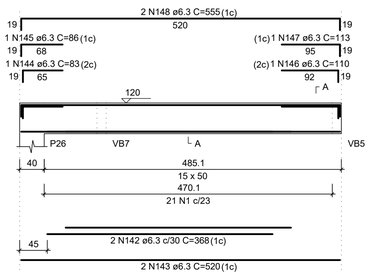

SEÇÃO A-A
ESC 1:25

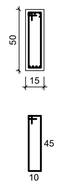

VB19
ESC 1:50

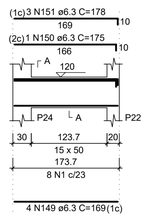

SEÇÃO A-A
ESC 1:25

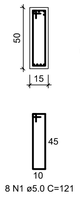

VB20
ESC 1:50

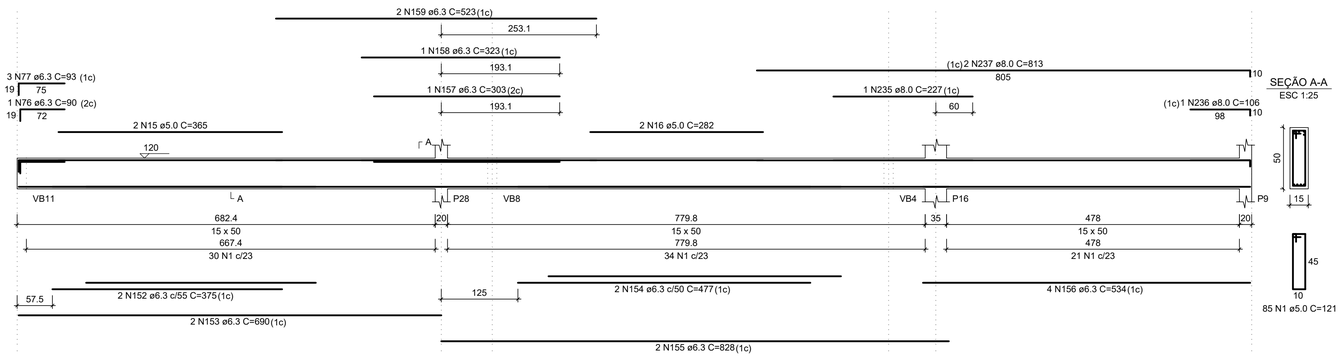

SEÇÃO A-A
ESC 1:25

VB21
ESC 1:50

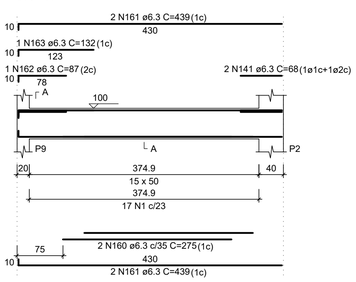

SEÇÃO A-A
ESC 1:25

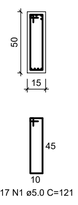

VB22
ESC 1:50

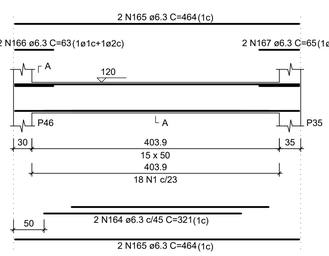

SEÇÃO A-A
ESC 1:25

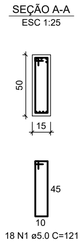

VB23
ESC 1:50

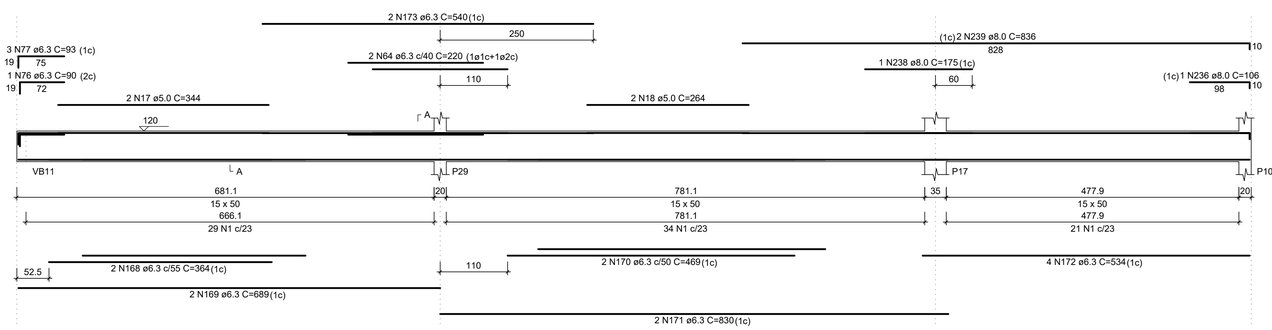

SEÇÃO A-A
ESC 1:25

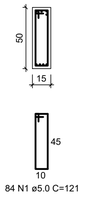

Armação Viga Escala 1:50

VB37
ESC 1:50

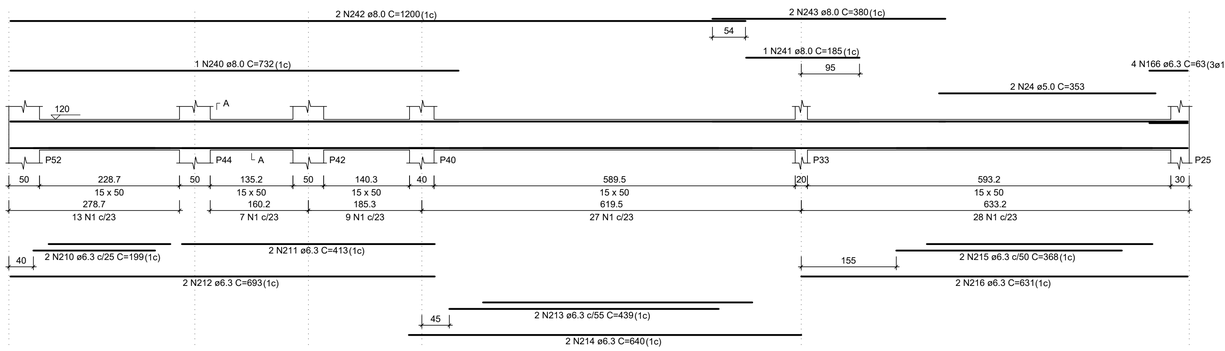

SEÇÃO A-A
ESC 1:25

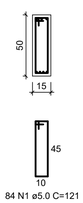

Notas

- Executar passagens para tubulação de água, esgoto e eltricidade.
- Molhar bem as formas antes da concretagem.
- Conservar úmidas as peças concretadas durante a cura.
- Verificar a limpeza das formas e da estrutura em contato com o concreto.
- Usar apoios para manter a armadura negativa na posição durante a concretagem.
- Dobrar as barras conforme a NBR 6118.

Tempo de desforma

Peça estrutural	Tempo
– Escada.	07 dias
– Forma lateral de viga.	01 dia
– Fundo de viga com menos de 3m de vão.	07 dias
– Fundo de viga entre 3m e 6m de vão.	14 dias
– Fundo de viga com mais de 6m de vão.	21 dias
– Laje com vão menor de 3m.	07 dias
– Laje com vão entre de 3m e 6m.	14 dias
– Laje com vão maior de 6m.	21 dias
– Marquise e Sacada.	21 dias
– Parede.	01 dia
– Pilar.	03 dias

ESPECIFICAÇÕES

Carga		Concreto	Aços	Execução
sobre carga util	400kg/m2	fck=30mpa	CA 50A fyk 5000kg/cm2	de acordo com as normas estruturais brasileiras
alvenaria	1200kg/m2			
revestimentos	50kg/m2		CA 60 fyk 6000kg/cm2	verificar cotas na obra
enchimentos	-------			em caso de duvida consulte o resp. tecnico
coberturas	50kg/m2			

PROJETO ESTRUTURAL

Prancha 15/30

Obra: Câmara Municipal de Fazenda Rio Grande

Local: Rua Farid Stephens, 173 – Bairro Pioneiros – Fazenda Rio Grande – Pr

PROPRIETÁRIO: Câmara Municipal de Fazenda Rio Grande

Referência:

BALDRAME: Armação 03/04

Data: 07/02/2019

Escala: Indicada

Projeto

Eng. Civil – Adelson Luiz Klem

CREA – MS 1.064 / D Visto 64069 – Pr